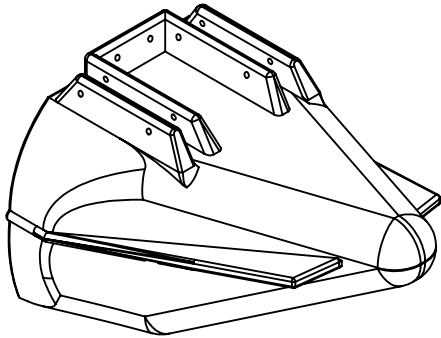
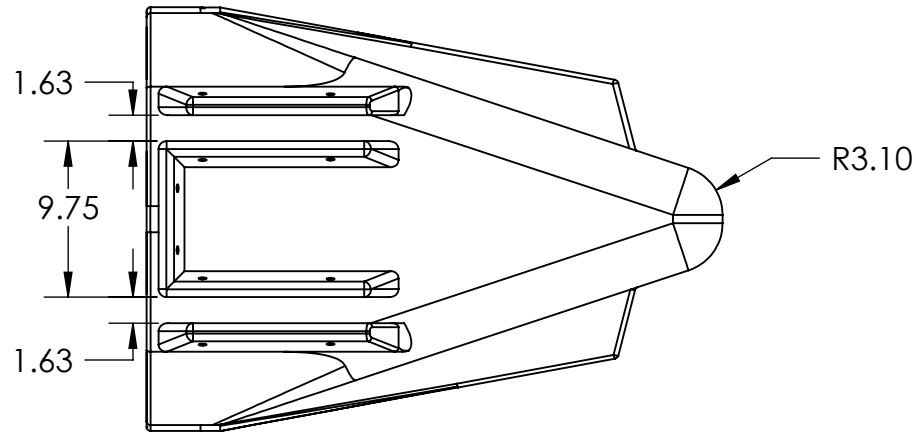
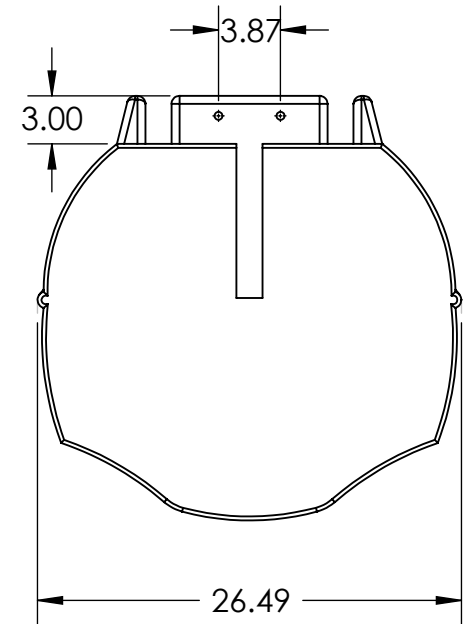
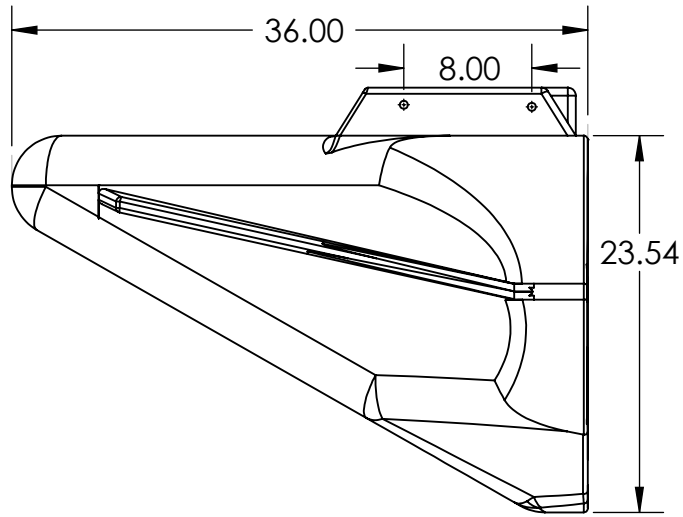


26" GW PONTOON NOSE
part # 45500

part wt: 25 lb.s
foam wt: 11 lb.s
wall thickness: nom. .200

floatation at 1/2 capacity: 113 lb.s

ship wt: 36 lb.s



Note: Unless otherwise noted on this or other documents typical tolerances are +/- 0.05" per inch of linear length.

PROPRIETARY AND CONFIDENTIAL
THE INFORMATION CONTAINED IN THIS DRAWING IS THE SOLE PROPERTY OF ROTONICS MFG. INC. ANY REPRODUCTION IN PART OR AS A WHOLE WITHOUT THE WRITTEN PERMISSION OF ROTONICS MFG. INC. IS PROHIBITED.

		UNLESS OTHERWISE SPECIFIED:	NAME	DATE		
		DIMENSIONS ARE IN INCHES	DRAWN		TITLE:	
		TOLERANCES:	CHECKED		26" gw nose drwg	
		FRACTIONAL ±	ENG APPR.		part # 45500	
		ANGULAR: MACH ± BEND ±	MFG APPR.		SIZE	DWG. NO.
		TWO PLACE DECIMAL ±	Q.A.		A	kg 5099
		THREE PLACE DECIMAL ±	COMMENTS:		SCALE: 1:12	REV
NEXT ASSY	USED ON	INTERPRET GEOMETRIC TOLERANCING PER:				1
		MATERIAL				
		FINISH				
APPLICATION		DO NOT SCALE DRAWING				